



Stylish and durable, this designer garden edge is perfect where a permanent division between materials is required between materials.


Separate garden materials:

- Turf
- Artificial Lawn
- Garden beds
- Mulch
- Gravel
- Decorative pebble paths
- Stepping stones
- Concrete formwork
- Paving edge
- Council street trees
- Residential plants & trees



Key Features:

- Flexible to bend around curved edges
- Professional look
- Recyclable resource
 - Can be moved as your garden grows
 - Can be altered when your design changes
- Anodised Powder Coating = No rusting
- No rotting or maintenance
- Structural and held product in place every time



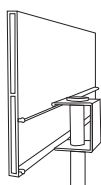
SPECIFICATIONS

Material: Aluminium
 Profile: 80mm x 5mm
 Lengths: 0.5m & 1.0m
 3.0m & 6.0m
 Coating: Clear Anodised

ACCESSORIES

Joiners: Crossover
 T intersection
 90° Corner
 Slide Fastener & Spike

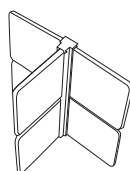
EDGE PROFILE



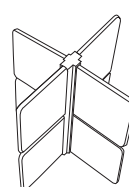
CORNER JOINER



TEE JOINER



CROSSOVER



SLIDE FASTENER & SPIKE

