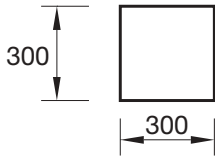
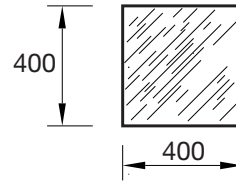




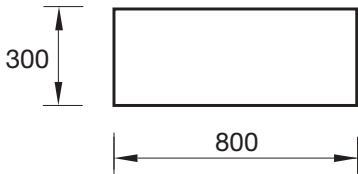
PAVERS



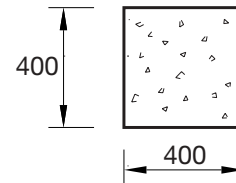
Satinstone
40mm / 50mm thick
WPSA/P-334 / 335



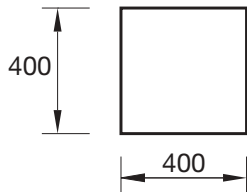
Quarriedstone
40mm thick
WP/P/QUA-400



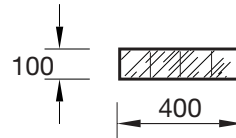
Satinstone
40mm thick
WPSA/P-834



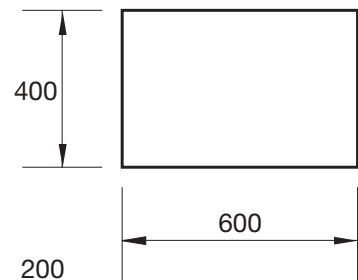
Limestone
40mm thick
WP/P/LIM-400



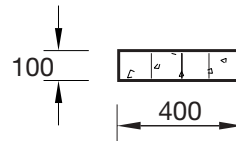
Satinstone
40mm / 50mm thick
WPSA/P-444 / 445



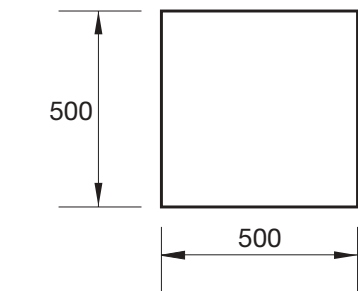
Quarriedstone Border
40mm thick
WP/P/QUA-BOR



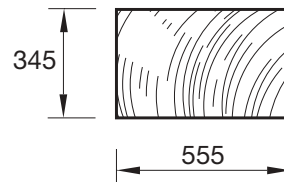
Satinstone
40mm thick
WPSA/P-644



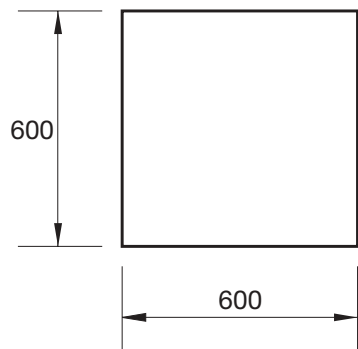
Limestone Border
40mm thick
WP/P/LIM-BOR



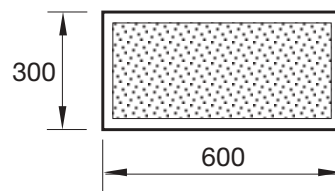
Satinstone
40mm thick
WPSA/P-554



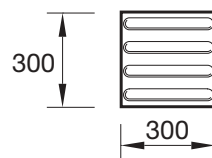
Saw-cut
40mm thick
WP/P/SAW-555



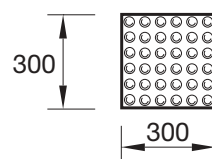
Satinstone
40mm thick
WPSA/P-664



Ashlarstone
40mm thick
WP/P/ASH-634

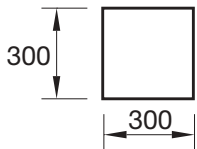


Directional Tactile
40mm thick
WP/P/DIR



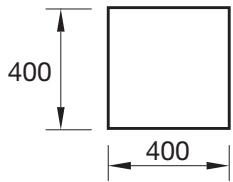
Cautional Tactile
40mm thick
WP/P/CAU-300

PAVERS CONTINUED

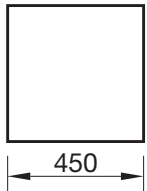


Antique Stone

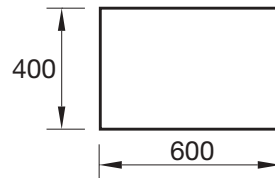
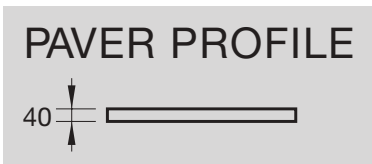
FP-333 = 30mm thick
FP-334 = 40mm thick
FP-335 = 50mm thick



FP-443 = 30mm thick
FP-444 = 40mm thick
FP-445 = 50mm thick

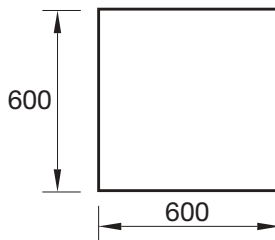


FP-453 = 30mm thick
FP-454 = 40mm thick
FP-455 = 50mm thick

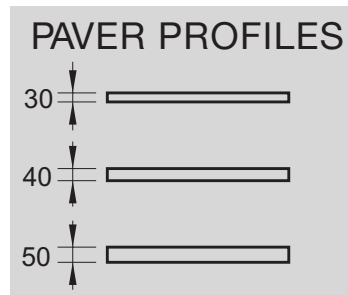


Antique Stone

FP-643 = 30mm thick
FP-644 = 40mm thick
FP-645 = 50mm thick



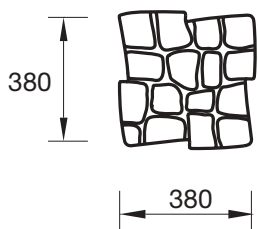
FP-665 = 50mm thick



NOTE:

30mm ideal for wall cladding & special areas with height restrictions.
Standard stock size 400x400x40.
Riser also available: 150-170H 50D 800L

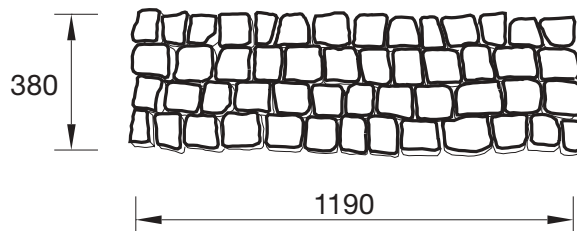
We manufacture these products to your required specifications.
We are happy to quote on such items.



Depth = 60mm

Interlocking Cobblestones

WP/P/COBBINT



Depth = 40mm

Cobblestones WP/P/COBB

Patented design approx. 100x100 size cobbles
in sheet format for ease of laying